


# Installation kit WDGAK58B/58E for frequency-controlled drives

- One set for all needs – minimum effort, maximum effect
- Easy to mount on all motor shafts
- Flexible and robust
- Cost-effective solution for modernisation and servicing needs
- Ready-to-use 15 m cable



# Mounting kit with shaft or hollow shaft encoder

## ... fits every time!



- Cost-effective solution for modernisation and servicing needs
- Easy to mount on motor shafts
- Shaft adapter set: M8, M10, M12, M16 and M20
- HTL, TTL and sine output
- Full terminal protection from 10 VDC to 30 VDC HTL
- 1024 ppr, 2046 ppr, 4096 ppr (TTL/HTL);  
1024 ppr, 2014 ppr (1 Vpp)

[www.wachendorff-automation.com/inst-kit](http://www.wachendorff-automation.com/inst-kit)

### For mounting on motors

Incremental hollow shaft encoders are used with drive motors, particularly in the fields of lift construction, crane technology and wind energy.

Drive motors that are controlled directly only work optimally at their nominal speed. In order to generate a suitable level of torque as soon as the motor starts running, special switches are used in the motor (such as the Y- Δ transformation).

Through the use of converters, the torque of a drive can be used more productively as soon as the drive is started up and over a wider speed range.




In order to be able to make use of converters with older motors, an incremental encoder is needed to determine the speed. It can usually be mounted on the shaft behind the motor.

This creates a mechanical connection between the encoder and the motor shaft using a shaft adapter with the appropriate threaded hole. Depending on the design of the encoder, the shaft adapter is connected to the encoder either directly or via a flexible double-loop coupling.

Wachendorff's mounting kits offer you the highest level of flexibility. In addition to an encoder, a set of shaft adapters with the main thread diameters and a ready-to-use connection cable are also included. The mounting kit for the solid shaft encoder also includes a mounting angle and a double-loop coupling.

For the most important converter manufacturers, Wachendorff will also pre-configure the cable to the appropriate plug on request.



	WDGAK58B	WDGAK58E
		
<b>Type shaft:</b>	shaft	hollow bore blind
<b>Housing material:</b>	die cast aluminium	
<b>Resolution:</b>	1024 ppr, 2048 ppr, 4096 ppr (TTL/HTL); 1024 ppr, 2048 ppr (1 Vpp)	
<b>Power supply:</b>	10 VDC up to 30 VDC; 4.75 VDC up to 5.5 VDC	
<b>Max. operating speed:</b>	8,000 rpm	6,000 rpm
<b>Permissible shaft loading:</b>		
radial	max. 220 N	max. 80 N
axial	max. 120 N	max. 60 N
<b>Output circuits:</b>	TTL, HTL, 1 Vpp sin/cos	
<b>Channels:</b>	ABN (HTL), ABN inv. signals (TTL); 1 Vpp sin/cos (AB)	
<b>Max. output frequency:</b>	200 kHz (TTL/HTL), 100 kHz (1 Vpp)	
<b>Installation Kit comprising:</b>		
Encoder:	WDGI58B	WDGI58E
Mounting angle:	MW58	-
Double loop coupling:	DSK4848	-
5 Shaft adapters:	M08, M10, M12, M16, M20	
<b>Operating temperature:</b>	-20 °C up to +80 °C, 1 Vpp: -10 °C up to +70 °C	
<b>Further information:</b>		
wachendorff-automation.com	/wdgak58b	/wdgak58e

**Any Questions?** Just call us at +49 (0) 67 22 / 99 65 131, send us an E-Mail to [support-wdgi@wachendorff.de](mailto:support-wdgi@wachendorff.de) or call your local distributor: [www.wachendorff-automation.com/distri](http://www.wachendorff-automation.com/distri)



Wachendorff Automation GmbH & Co. KG  
Industriestrasse 7 • D-65366 Geisenheim

Tel.: +49 (0) 67 22 / 99 65 - 25  
Fax: +49 (0) 67 22 / 99 65 - 70  
E-Mail: [wdg@wachendorff.de](mailto:wdg@wachendorff.de)  
[www.wachendorff-automation.com](http://www.wachendorff-automation.com)



Your distributor: