

**LIQUID LEVEL SWITCHES
HORIZONTAL**

ELL.. EL..

To monitor liquid level in tanks and switch pumps or an alarm in the event of high or low level. Two switches are required when using both high and low level or limit and alarm functions. EL-041 / 093 switches contain magnets, therefore ensure that no metal objects are present in the liquid.

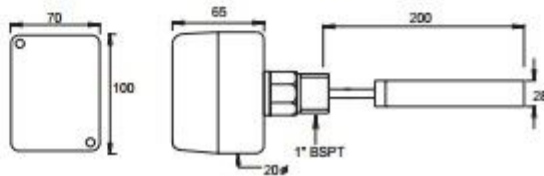


Volt free contacts
Max. ambient 70°C
Liquid sp. gravity > 0.75
Enclosure Flammability:
ELL.. = UL94-V0
EL.. = Metal
Media :
ELL.. Oil, Diesel, Water,
Non aggressive fluids
EL-041/ 093 Oil, Diesel, Water,
Some aggressive fluids

Type	Mounting Cut-in	Diff. mm	Max. Media Temp °C	Max. Media Press. Bar	230VAC SPDT	Media Contact Materials	Enclosure
ELL-01	Horizontal	12	90	4	15(8)A	Brass/Phosphor Bronze/Polypropylene	IP54
ELL-02	Horizontal	12	90	4	15(8)A	Brass/Phosphor Bronze/Polypropylene	IP65
EL-041	Horizontal	12	330	25	10(5)A	Stainless steel	IP65
EL-093	Horizontal	125/550 adj.	330	25	10(5)A	Stainless steel	IP65

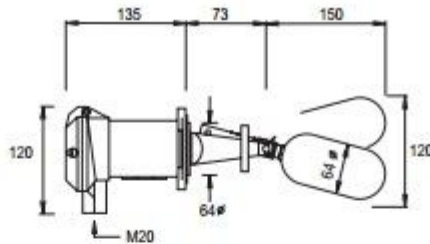
DIMENSIONS

ELL-01 / 02

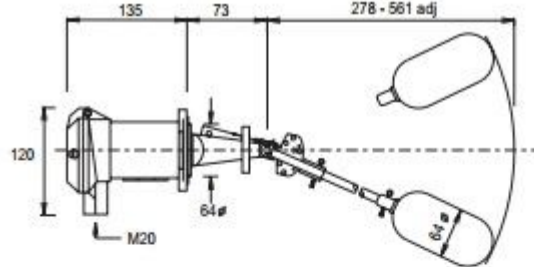


NOTE:
LEVEL SWITCHES MUST BE MOUNTED
HORIZONTALLY WITH THE ELECTRICAL
ENTRY FACING DOWNWARDS.

EL-041

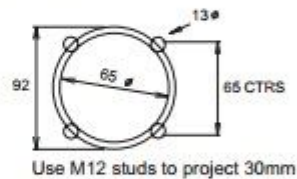


EL-093

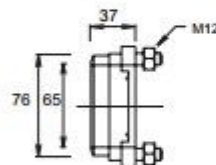


DRILLING DETAIL:

EL-041 DIRECT MOUNTING



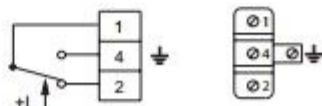
EL-MF.. WELDED MATING FLANGE



ACCESSORIES: WELDED MATING FLANGE for EL-041, 093 **EL-MF** Carbon Steel **EL-MF/ST** Stainless Steel

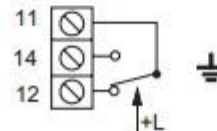
WIRING:

ELL..



On level rise contacts 1-4 close 1-2 open.
On level fall contacts 1-2 close 1-4 open.

EL..



On level rise contacts 11-14 close 11-12 open.
On level fall contacts 11-12 close 11-14 open.