

EC.. EC..D / EC..DM EC..W

These products are used to monitor the temperature of air or liquids. Applications include heating and air conditioning systems. The liquid filled sensing element enables a rapid response to temperature changes.



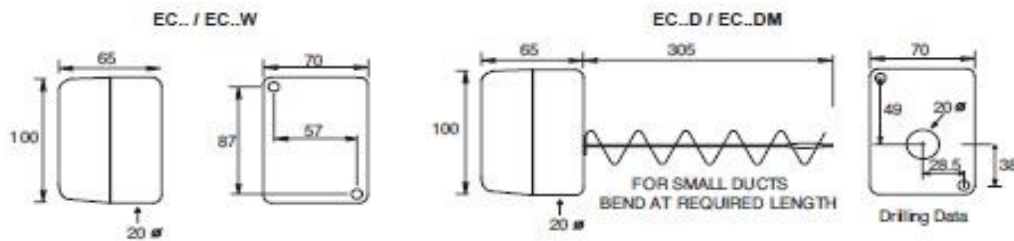
Adjustment under the cover
Terminals 0.5-2.5mm² rising clamps
Copper capillary & bulb
Volt free contacts
Max. ambient -40/+70°C
Thermostats may be calibrated by slowly turning the centre nut on the adjusting spindle.
Enclosure Flammability UL94-VO

| Type | Stages | Range °C | Diff °C | 230VAC SPDT | Capillary Length | Bulb mm | Max. Bulb Temp °C | Enclosure |
|--------|--------|----------|----------------------|-------------|------------------|----------------------|-------------------|-----------|
| EC-1ML | 1 | -10/+12 | Hand reset open low | 15(8)A | 1.8m | 10 x 100** | 200 | IP40 |
| EC-2 | 1 | -20/+40 | 0.5 | 15(3)A | 2m | 8 x 140 | 60 | IP43 |
| EC-3 | 1 | -20/+40 | 1.5 | 15(6)A | 2m | 8 x 140 | 70 | IP43 |
| EC-4 | 1 | -20/+40 | 3.5 | 15(6)A | 2m | 8 x 100 | 180 | IP43 |
| EC-5 | 1 | -20/+40 | 5 | 15(6)A | 2m | 8 x 100 | 180 | IP43 |
| EC-6 | 1 | 0/100 | 2 | 15(4)A | 2m | 8 x 100 | 120 | IP43 |
| EC-7 | 1 | 0/200 | 5 | 15(6)A | 2m | 8 x 70 | 240 | IP43 |
| EC-8 | 1 | 0/200 | Hand reset open high | 15(6)A | 2m | 8 x 70 | 240 | IP43 |
| EC-3D | 1 | -15/+45 | 1.5 | 15(8)A | rigid stem | Includes duct holder | 70 | IP43* |
| EC-6D | 1 | 0/70 | 2 | 15(8)A | rigid stem | Includes duct holder | 90 | IP43* |
| EC-6DM | 1 | 30/65 | Hand reset open high | 15(8)A | rigid stem | Includes duct holder | 90 | IP43* |
| EC-7DM | 1 | 60/95 | Hand reset open high | 15(8)A | rigid stem | Includes duct holder | 115 | IP43* |
| EC-3W | 1 | -20/+40 | 1.5 | 15(6)A | 2m | 8 x 140 | 70 | IP65 |
| EC-4W | 1 | -20/+40 | 3.5 | 15(6)A | 2m | 8 x 100 | 180 | IP65 |
| EC-6W | 1 | 0/100 | 2 | 15(4)A | 2m | 8 x 100 | 120 | IP65 |
| EC-7W | 1 | 0/200 | 5 | 15(6)A | 2m | 8 x 70 | 240 | IP65 |
| EC-8W | 1 | 0/200 | Hand reset open high | 15(6)A | 2m | 8 x 70 | 240 | IP65 |


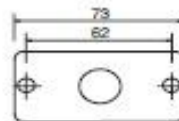
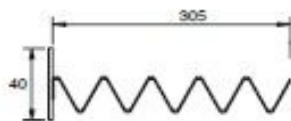
*Also available with IP65 weatherproof enclosure.

**Size/shape differs from other EC.. thermostats - does not fit standard pockets.

DIMENSIONS

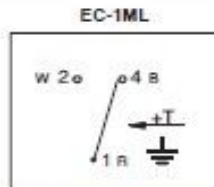


ACCESSORIES: EE-1A Duct bulb holder

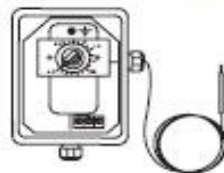


EE-1B Brass Bulbwell
EE-1TE Stainless Steel Bulbwell

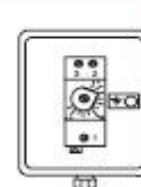
WIRING:



OPEN LOW 1-2 opens on temp fall.
Temp must rise to allow resetting.



1-2 close on temp fall. 1-3 close on temp rise.



OPEN HIGH 1-2 opens on temp rise.
Temp must fall to allow resetting.