

**CAPILLARY THERMOSTATS
2-3-4 STAGES**

EMC..

These products can be used to monitor the temperature of air or liquids. Applications include switching multiple heating and air conditioning systems. The liquid filled sensing element enables a rapid response to temperature changes.

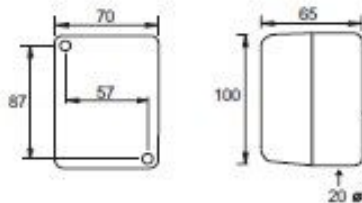


Adjustment under the cover
 Terminals 0.5-2.5mm² rising clamp
 Copper capillary & bulb
 Volt free contacts
 Max ambient -40/70°C
 Thermostats may be calibrated by slowly turning the centre nut on the adjusting spindle.
 Enclosure Flammability UL94-V0

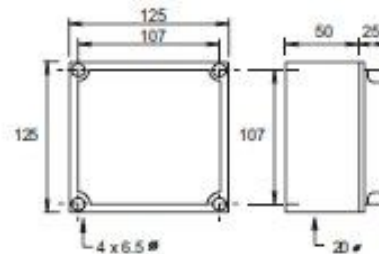
Type	Stages	Range °C	Diff Per Stage °C	Diff Between Stages °C	230VAC SPDT	Capillary Length	Bulb mm	Max. Bulb Temp °C	Enclosure
EMC-22A	2	-20/+40	1.5	1/10 adj.	2x15(3)A	2m	8 x 140	60	IP43
EMC-23A	2	0/100	2.5	2/20 adj.	2x15(3)A	2m	8 x 100	120	IP43
EMC-22AW	2	-20/+40	1.5	1/10 adj.	2x15(3)A	2m	8 x 140	60	IP65
EMC-23AW	2	0/100	2.5	2/20 adj.	2x15(3)A	2m	8 x 100	120	IP65
EMC-341	3/4	-20/+40	1	1	4x15(3)A	3m	8 x 140	60	IP65
EMC-342	3/4	0/100	2	2.5	4x15(3)A	3m	8 x 100	120	IP65

DIMENSIONS


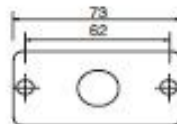
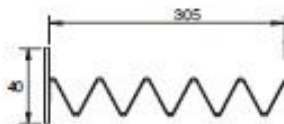
EMC-22A.. / 23A..



EMC-34..



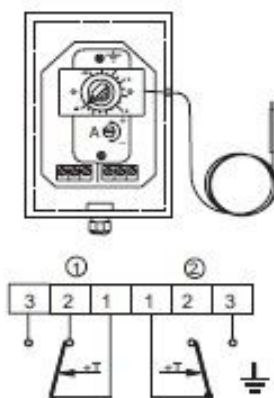
ACCESSORIES: EE-1A Duct bulb holder



EE-1B Brass Bulbwell
 EE-STE Stainless Steel Bulbwell

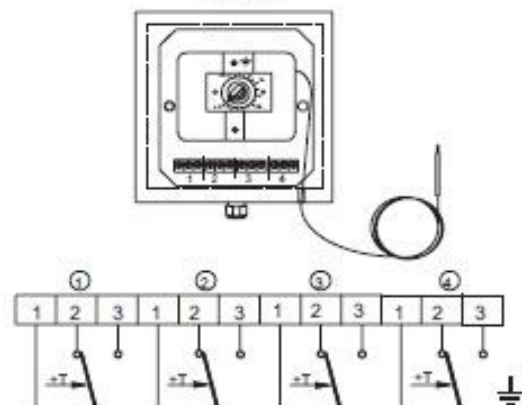
WIRING:

EMC-22..



Diff between stages adjust via screw A
 Contact 1-3 close on temp rise.
 Contact 1-2 close on temp fall.

EMC-34..



Htg only - wire 1st stg htg to last stg on stat & follow downwards in sequence
 Clg only - wire 1st stg clg to 1st stg on stat & follow upwards in sequence
 Htg & Clg - wire heating on lower stages & cooling on higher stages